


AIR CLEANING EQUIPMENT, INC.
(800) 962-0650

TRION

Air Purification Systems



Air Boss® T-Series *Electronic Air Cleaners*

Air Cleaning Equipment, Inc.
303 North Main Street
Broadway, NC 27505
(800) 962-0650
www.aircleaningequipment.com

Engineered Solutions For Clean Air

The Trion® T-Series is ideal for the removal of smoke, fumes, and oil/coolant smoke and mist. The T-Series has the ability to clean contaminated indoor air and recirculate it back to the work area, reducing energy costs by not having to exhaust conditioned air to the outside. Models T1300, T2600 and T5200 can be installed either unducted or ducted for source capture. Models T1001 and T2002 are designed for in-ducted capture.

Features

- Solid State Power Supply
- Spiked Ionizing Blades
- Extra Depth Collector Cells
- Totally Enclosed Fan Cooled Motor
- Electrical Component Box Mounted out of Air Stream
- Optional Multi-Purpose Plenum
- Motor HP Options for Added Static Pressure

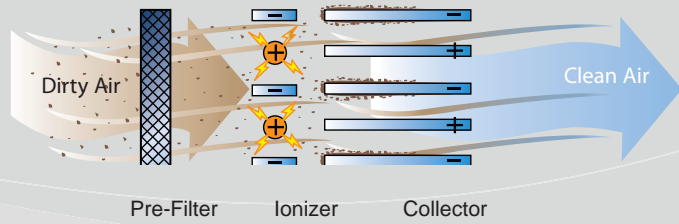
Benefits

- Self Glazing Ceramic Insulators: Out of Airstream; Impervious to Liquids; Provide Operational Longevity and Power Supply Life; Easy to Clean
- Extra Depth Collector Cell with More Dirt Holding Capacity
- Spiked Ionizer: No Ionizing Wires to Replace, Reducing Maintenance and Replacement Cost
- High Efficiency: Up to 95% on Single Pass and 99% on Double Pass Option
- Permanent Ionizer/Collector Elements: No Filter Replacement Cost; Just Wash, Dry and Reinstall
- Low Pressure Drop: Lower Energy Cost to Operate Compared to Media and Cartridge Units
- Hinged Filter Access: No Tools Required for Quick and Easy Service



How it Works

The Trion® T-Series utilizes the principle of Electrostatic Precipitation. Air is drawn by the motor/blower through a washable metal mesh pre-filter which traps large dust particles. The remaining particles, some as small as 0.01 microns, pass into a strong electrical field (ionizing section) where the particulate receives an electrical charge. The charged particles then pass into a collector plate section made up of a series of equally spaced parallel plates. Each alternate plate is charged with the same polarity as the particles, which repel, while the interleaving plates are grounded, which attract and collect.



Air Boss® T1001



Air Boss® T2002



Air Boss® T1300



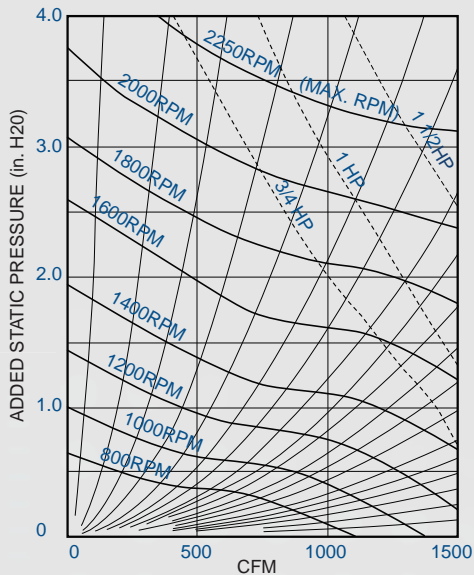
Air Boss® T2600



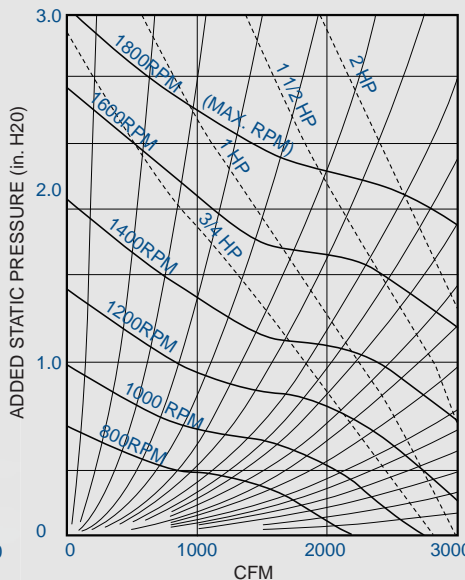
Air Boss® T5200



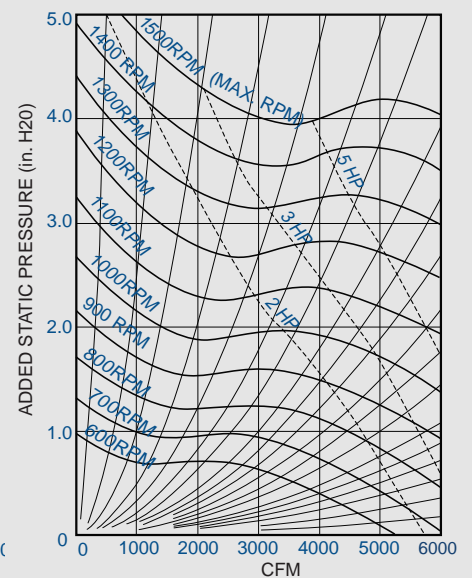
T1300 Curves



T2600 Curves



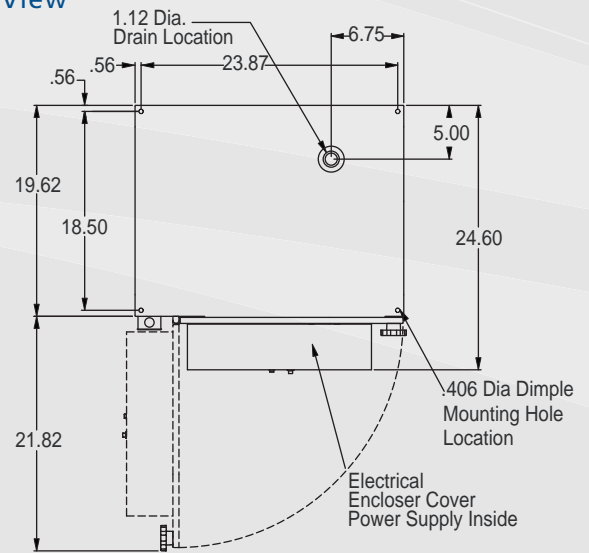
T5200 Curves



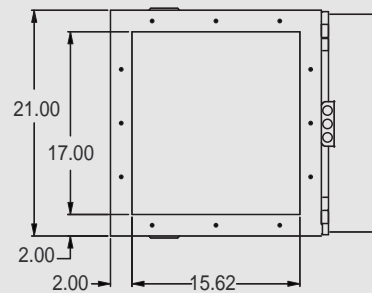
Air Boss® T1001 Specifications



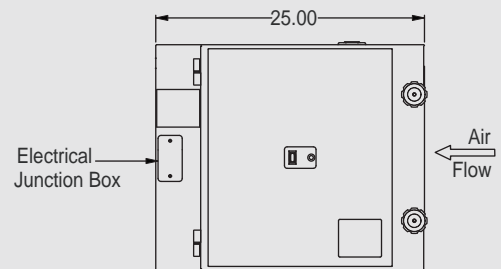
Top View



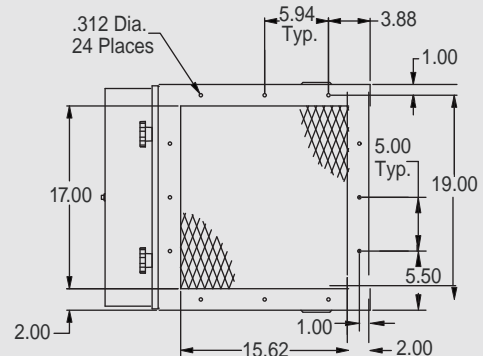
Discharge End



Front View



Intake End



T1001 Blowerless

Dimensions	25" L x 25" W x 21" H
Installation	Suspended, Wall, Frame or Duct Mounting
Unit Weight	91 Lbs., Shipping Wt. 144 Lbs.
Air Volume	800 - 1600 CFM
Controls	On/Off Switch with Indicating Light
Pre-Filter	Aluminum Mesh Standard 18.4" L x 18.4" W x .88" D Optional Impinger
Primary Filter	Standard Forever Filter- Electronic Ionizer / Collector Cell Optional Bag Filter Optional Absorber Module
After Filter	Optional Disposable Charcoal After Filter 18.4" W x 18.4" H x .88" D
Power Supply	High Frequency Solid State Design
Efficiency	To 95% Based On D.O.P. Test Method, To 99% for Double Pass (Calculated)
General	Multiple Units can be Joined Together for Increased Volume or Higher Efficiency

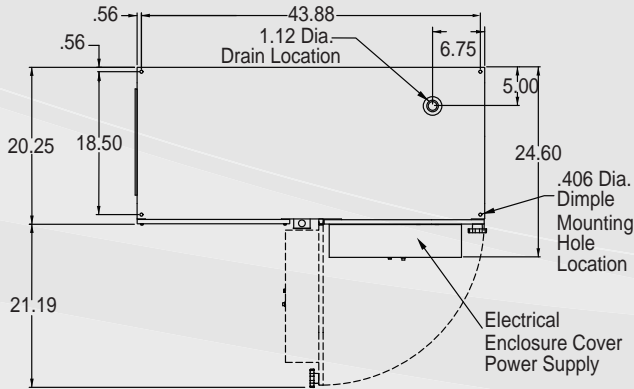
Standard Specifications for Each Unit

Cabinet	16 Gauge Welded Galvanized Steel
Finish	Blue Epoxy Powder Coat
Air Flow	Horizontal — Standard Right to Left (Left to Right Option)
Accessories	Optional Source Capture Plenum Optional Brass Drain Fitting

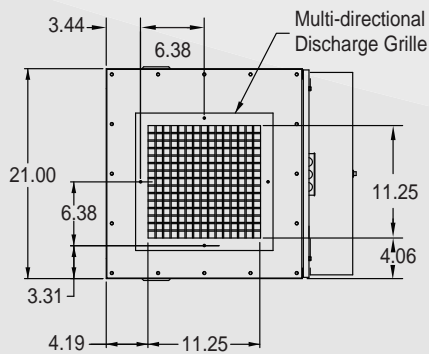
Note: Units can be stacked in configurations up to 8000 CFM.

Air Boss® T1300 Specifications

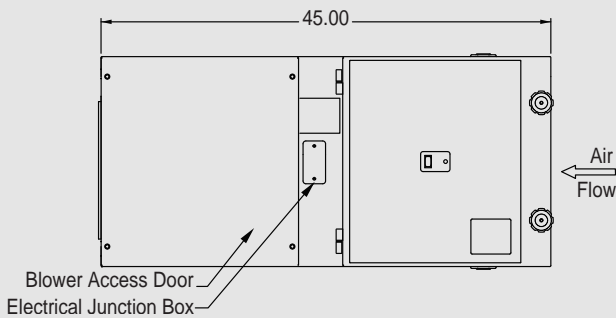
Top View



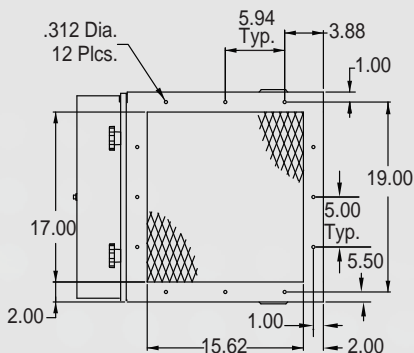
Discharge End



Front View



Intake End



T1300

Dimensions	45" L x 25" W x 21" H					
Installation	Suspended, Wall, Frame Mounting					
Unit Weight	180 Lbs., Shipping Wt. 268 Lbs.					
Motor	TEFC, Sealed Ball Bearings, 1725 RPM, Thermal Protected Continuous Duty, U.L. Listed					
Motor Options	HP	Vac	Hz	Phase	Max Amp	Max Watt
Standard	3/4	120/230	60	1	11.7/6.1	950
Option	1	208/230/460	60	3	3.5/1.8	900
Blower	Belt Driven, Squirrel Cage, Forward Curved, with Sealed Ball Bearings					
Air Volume	800 - 1600 CFM Factory Set At 1300 CFM					
Efficiency	To 95% Based on D.O.P. Test Method, To 99% for Double Pass (Calculated)					
Controls	On/Off Switch with Indicating Light Motor Starter (3 Phase Only)					
Sound Rating	67 dBA					
Pre-Filter	Standard - Aluminum Mesh 18.4" L x 18.4" W x .88" D Optional - Impinger					
Primary Filter	Standard Forever Filter- Electronic Ionizer / Collector Cell Optional Bag Filter Optional Absorber Module					
After Filter	Disposable Charcoal After Filter Option 8.4" W x 18.4" H x .88" D					
Power Supply	High Frequency Solid State Design					

Standard Specifications for Each Unit

Cabinet	16 Gauge Welded Galvanized Steel
Finish	Blue Epoxy Powder Coat
Air Flow	Horizontal — Standard Right to Left (Left to Right Opt)
Accessories	Optional Source Capture Plenum Optional Brass Drain Fitting

Air Boss® T2002 Specifications



T2002 Blowerless

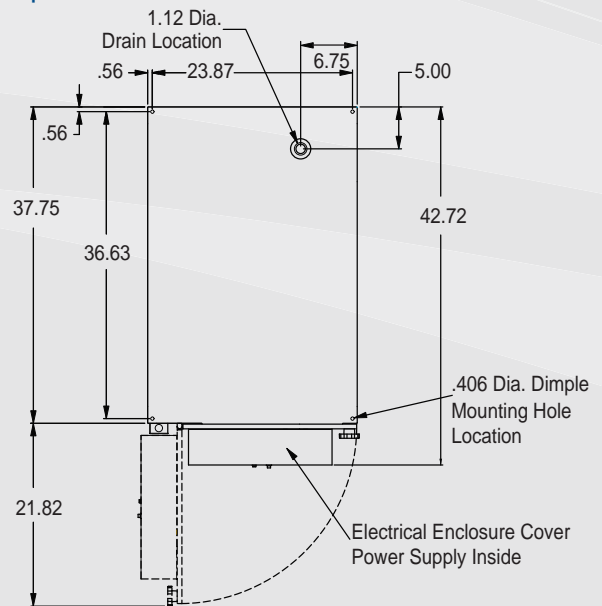
Dimensions	25" L x 43" W x 21" H
Installation	Suspended, Wall, Frame Or Duct Mounting
Unit Weight	148 Lbs., Shipping Wt. 221 Lbs.
Air Volume	1600 - 3200 CFM
Controls	On/Off Switch with Indicating Light
Pre-Filter (2) Required	Aluminum Mesh Standard 18.4" L x 18.4" W x .88" D Optional Impinger
Primary Filter (2) Required	Standard Forever Filter - Electronic Ionizer/Collector Cell Optional Bag Filter Optional Absorber Module
After Filter (2) Required	Optional Disposable Charcoal After Filter 18.4" W x 18.4" H x .88" D
Power Supply	High Frequency Solid State Design
Efficiency	To 95% Based On D.O.P. Test Method, To 99% for Double Pass (Calculated)
General	Multiple Units can be Joined Together for Increased Volume or Higher Efficiency

Standard Specifications for Each Unit

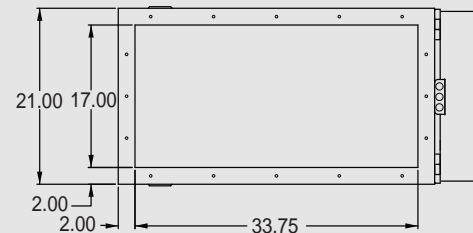
Cabinet	16 Gauge Welded Galvanized Steel
Finish	Blue Epoxy Powder Coat
Air Flow	Horizontal — Standard Right to Left (Left to Right Option)
Accessories	Optional Source Capture Plenum Optional Brass Drain Fitting

Note: Units can be stacked in configurations up to 16000 CFM.

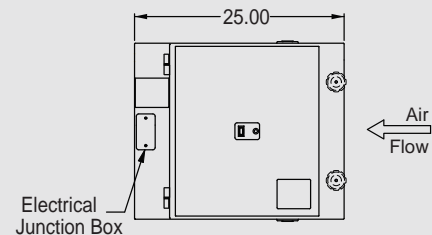
Top View



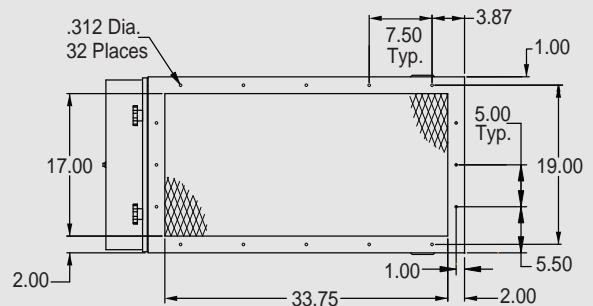
Discharge End



Front View

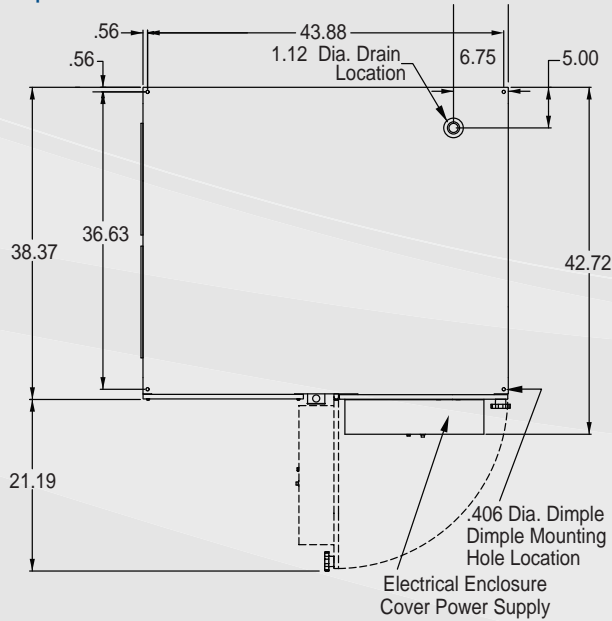


Intake End

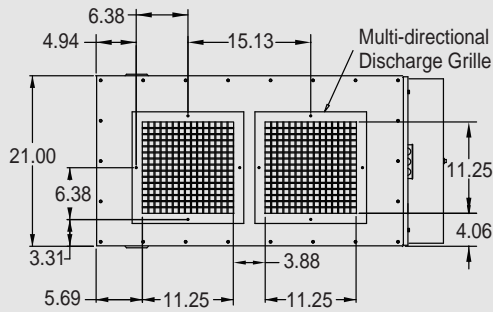


Air Boss® T2600 Specifications

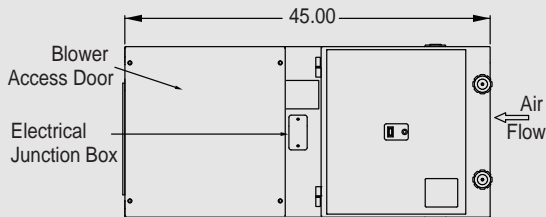
Top View



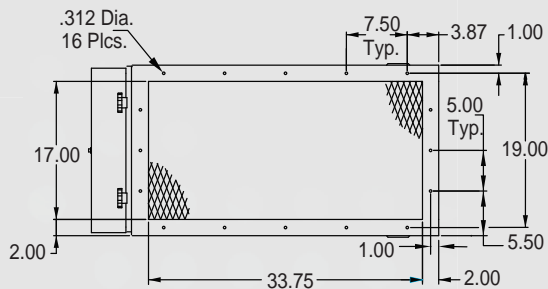
Discharge End



Front View



Intake End



T2600

Dimensions	45" L x 43" W x 21" H				
Installation	Suspended, Wall, Frame Mounting				
Unit Weight	180 Lbs., Shipping Wt. 268 Lbs.				
Motor	TEFC, Sealed Ball Bearings, 1725 RPM, Thermal Protected Continuous Duty, U.L. Listed				
Motor Options	HP	Vac	Hz	Phase	Amp. Max
Standard	3/4	120/230	60	1	7
Option 1	1	208/230/460	60	3	3.4/1.7
Option 2	2	208/230/460	60	3	6.4/3.2
Blower	Belt Driven, Double Squirrel Cage, Forward Curved, with Sealed Ball Bearings				
Air Volume	1600 - 3200 CFM Factory Set at 2600 CFM				
Efficiency	To 95% Based on D.O.P. Test Method, to 99% for Double Pass (Calculated)				
Controls	On/Off Switch with Indicating Light Motor Starter (3 Phase Only)				
Sound Rating	71 DBA				
Pre-Filter (2) Required	Standard Aluminum Mesh: 18.4" L x 18.4" W x .88" D Optional Impingers				
Primary Filter (2) Required	Standard Forever Filter-Electronic Ionizer/Collector Cell Optional Bag Filters Optional Absorber Modules				
After Filter (2) Required	Optional Disposable Charcoal After Filter 18.4" W x 18.4" H x 1" D				
Power Supply	High Frequency Solid State Design				

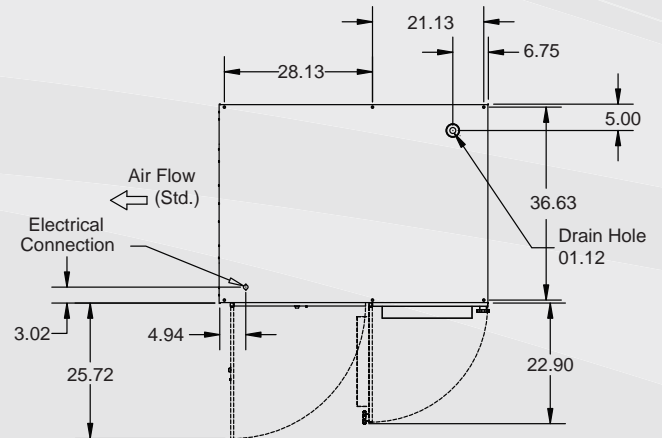
Standard Specifications for Each Unit

Cabinet	16 Gauge Welded Galvanized Steel
Finish	Blue Epoxy Powder Coat
Air Flow	Horizontal — Standard Right to Left (Left to Right Option)
Accessories	Optional Source Capture Plenum Optional Brass Drain Fitting

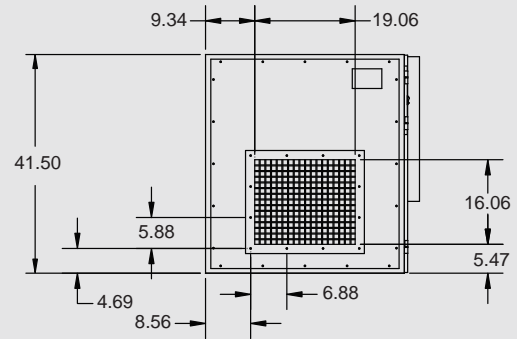
Air Boss® T5200 Specifications



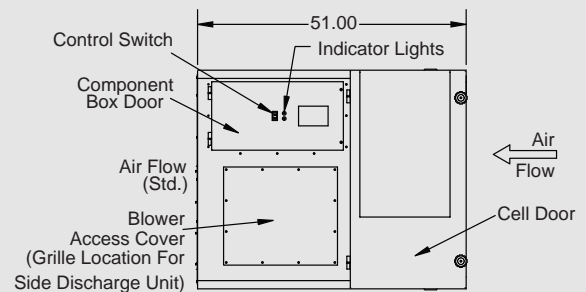
Top View



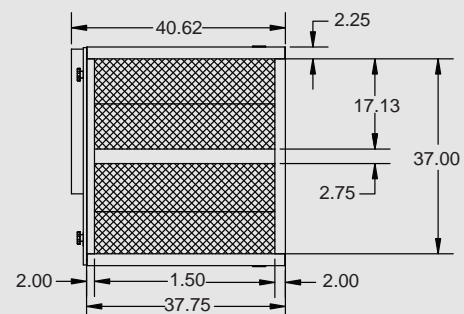
Discharge End



Front View



Intake End



T5200

Dimensions	51" L x 41" W x 42" H					
Installation	Suspended, Wall, or Frame Mounting					
Unit Weight	600 Lbs., Shipping Wt. 730 Lbs.					
Motor	TEFC, Sealed Ball Bearings, 1725 RPM, Thermal Protected Continuous Duty, U.L. Recognized					
Motor Options	HP	Vac	Hz	Phase	Max Amps	Max Watts
Standard	2	230 / 460	60	3	6.8 / 3.4	1564
Option 1	3	230 / 460	60	3	9.7 / 4.0	2937
Option 2	5	230 / 460	60	3	14.7 / 7.2	4687
Blower	Belt Driven, Squirrel Cage, Forward Curved, with Sealed Ball Bearings					
Air Volume	4000-6000 CFM - Factory Set At 5200 CFM					
Efficiency	To 95% Based On D.O.P. Test Method, To 99% for Double Pass (Calculated)					
Controls	On/Off Switch with Indicating Light — Motor Starter					
Sound Rating	76 DBA					
Pre-Filter (4) Required	Standard Aluminum Mesh 18.4" L x 18.4" W x .88" D Optional Impingers					
Primary Filter (4) Required	Standard Forever Filter- Electronic Ionizer / Collector Cell Optional Bag Filters Optional Absorber Modules					
After Filter (4) Required	Optional Disposable Charcoal Filter 18.4" L x 18.4" W x .88" D					
Power Supply	High Frequency Solid State Design (2 Required)					

Standard Specifications for Each Unit

Cabinet	16 Gauge Welded Galvanized Steel
Finish	Blue Epoxy Powder Coat
Air Flow	Horizontal — Standard Right to Left (Left to Right Option)
Accessories	Optional Source Capture Plenum Optional Brass Drain Fitting

Extended Range Products

T4002



T6002



T8002



The Model T4002 is a duct-mounted unit with air movement provided by an external source, such as an exhaust fan or air handler. The T4002 consists of two T2002 Modules stacked vertically, and contains four washable Ionizing/Collecting Cells with Stainless Steel Spiked Ionizers and Self Glazing Ceramic Insulators. Air volume range is 3200-6400 CFM.

The Model T6002 is a duct-mounted unit with air movement provided by an external source, such as an exhaust fan or air handler. The T6002 consists of three T2002 Modules stacked vertically, and contains six washable Ionizing/Collecting Cells with Stainless Steel Spiked Ionizers and Self Glazing Ceramic Insulators. Air volume range is 4800-9600 CFM.

The Model T8002 is a duct-mounted unit with air movement provided by an external source, such as an exhaust fan or air handler. The T8002 consists of four T2002 Modules stacked vertically, and contains eight washable Ionizing/Collecting Cells with Stainless Steel Spiked Ionizers and Self Glazing Ceramic Insulators. Air volume range is 6400-12800 CFM.

Model	T4002	T6002	T8002
Dimensions (L x W x H)	25" x 42.7" x 42.3"	25" x 42.7" x 63.5"	25" x 42.7" x 84.8"
Installation	In-Duct		
Unit Weight	300 Lbs.	450 Lbs.	600 Lbs.
Voltage	120/60/1; 240/60/1; 460/60/3		
Air Volume	3200-6400 CFM	4800-9600 CFM	6400-12800 CFM
Efficiency	To 95% Based On D.O.P. Test Method		
Controls	(2) On/Off Switches with Indicating Lights	(3) On/Off Switches with Indicating Lights	(4) On/Off Switches with Indicating Lights
Power Supply	(2) High Frequency, Solid State	(3) High Frequency, Solid State	(4) High Frequency, Solid State
1" Mesh Prefilter - Qty.	4	6	8
Ionizing/Collecting Cell - Qty.	4	6	8
After Filter (Option) - Qty.	1" Charcoal After Filter (4) Required 1" Mesh Filter (4) Required	1" Charcoal After Filter (6) Required 1" Mesh Filter (6) Required	1" Charcoal After Filter (6) Required 1" Mesh Filter (8) Required

Standard Specifications for Each Unit

Cabinet	16 Gauge Welded Galvanized Steel
Finish	Blue Epoxy Powder Coat
Air Flow	Horizontal — Standard Right to Left (Left to Right Option)
Accessories	Brass Drain Fittings; Drain Trays between Modules; Refillable Carbon Modules for Odor Control

Note: T2002 Modules can be stacked up to 5-high and 2-wide for 32000 CFM.



Our Electronic Air Cleaners come with a three-year limited warranty.



DC Cartridge Dust Collector

Learn more about other Trion® industrial products by contacting your local Trion representative or by visiting us on the web at www.TRIONINC.com



Mini M.E. Mist Collector

TRION
Air Purification Systems

Air Cleaning Equipment, Inc.
303 North Main Street
Broadway, NC 27505
(800) 962-0650
www.aircleaningequipment.com